



District Report Card: 2017


State: West Bengal	District: South Twenty Four Pargan
Class: 3	Subject: Language
Schools: 61	Students: 1219


Participation/Coverage


Students

<div>GENDER</div> <div></div>	Boys		Girls	
	Number	%	Number	%
	596	48.89	623	51.11

<div>AREA</div> <div></div>	Rural		Urban	
	Number	%	Number	%
	1105	90.65	114	9.35

<div>CATEGORY</div> <div></div>	SC		ST		OBC		GEN	
	Number	%	Number	%	Number	%	Number	%
	467	38.31	16	1.31	237	19.44	499	40.94

<div>CWSN</div> <div></div>	LD	VI	HI	S&LD	ID	Oth
	3	1	0	2	3	28

<div>Management</div> <div></div>	Government		Government-aided	
	Number	%	Number	%
	555	45.53	664	54.47

Average Performance of Students in Language (%)

Overall	Gender		Area		Management		Social Group			
	Male	Female	Rural	Urban	Govt.	Aided	SC	ST	OBC	GEN
76.92	77.15	76.69	77.67	69.65	79.88	74.44	77.97	75.83	75.67	76.55

Performance on Learning Outcomes (LOs)

Learning Outcomes	Description	Average Performance(%)
L304	Reads small texts with comprehension i.e., identifies main ideas, details, sequence and draws conclusions	78.39
L312	Reads printed scripts on the classroom walls: poems, posters, charts etc.	73.96

Range of Performance of Students who Answered Correctly							
Below 30%		30% - 50%		50% - 75%		Above 75%	
Number	%	Number	%	Number	%	Number	%
55	4.51	120	9.84	306	25.10	738	60.54

Lowest Performing Learning Outcomes (LOs)

1 - Reads printed scripts on the classroom walls: poems, posters, charts etc. (73.96)

2 - Reads small texts with comprehension i.e., identifies main ideas, details, sequence and draws conclusions (78.39)